



ಬೃಹತ್ ಬೆಂಗಳೂರು ಮಹಾನಗರ ಪಾಲಿಕೆ  
Bruhat Bengaluru Mahanagara Palike



# BBMP COVID-19 WAR ROOM 30.05.2023

BBMP / COVID-19 WAR ROOM / BULLETIN – 1163/ 30.05.2023 / #BBMPfightsCOVID19



# OVERVIEW OF COVID-19 IN BENGALURU

**CASE TRENDS** ACTIVE CASES **62**

<u>Confirmed Cases</u>	<u>Recovered Cases</u>	<u>Death Cases</u>
<b>21</b> 18,86,718 <sup>#</sup>	<b>15</b> 18,69,656 <sup>#</sup>	<b>0</b> 17,000 <sup>#</sup>

**HOSPITALIZATION** **1**

<u>ICU – V</u>	<u>ICU</u>	<u>HDU</u>	<u>General</u>
-	-	-	<b>1</b>

INCLUDES GOVT. QUOTA AND PRIVATE WALK-IN HOSPITALIZATION

**VACCINATION** **4** 2,07,00,620<sup>#</sup>

<u>First Dose</u>	<u>Second Dose</u>	<u>Precaution Dose</u>
<b>1</b> 96,89,862 <sup>#</sup>	<b>2</b> 95,11,665 <sup>#</sup>	<b>1</b> 14,99,093 <sup>#</sup>

**TRIAGING**

**MTU**  
**5**

**Tele Triage**  
**14**

**ACTIVE CZs**

**0**

MCZs (< 5 cases)  
**0**

Clusters (> 5 cases)  
**0**

**TESTING** **2,250** 3,24,17,278<sup>#</sup>

<u>RAT</u>	<u>RTPCR</u>
<b>936</b>	<b>1,314</b>

Positivity :0.74%  
\*FOR LAST 7 DAYS

# : indicates cumulative numbers till date



# ABSTRACT OF COVID-19 SCENARIO IN BENGALURU


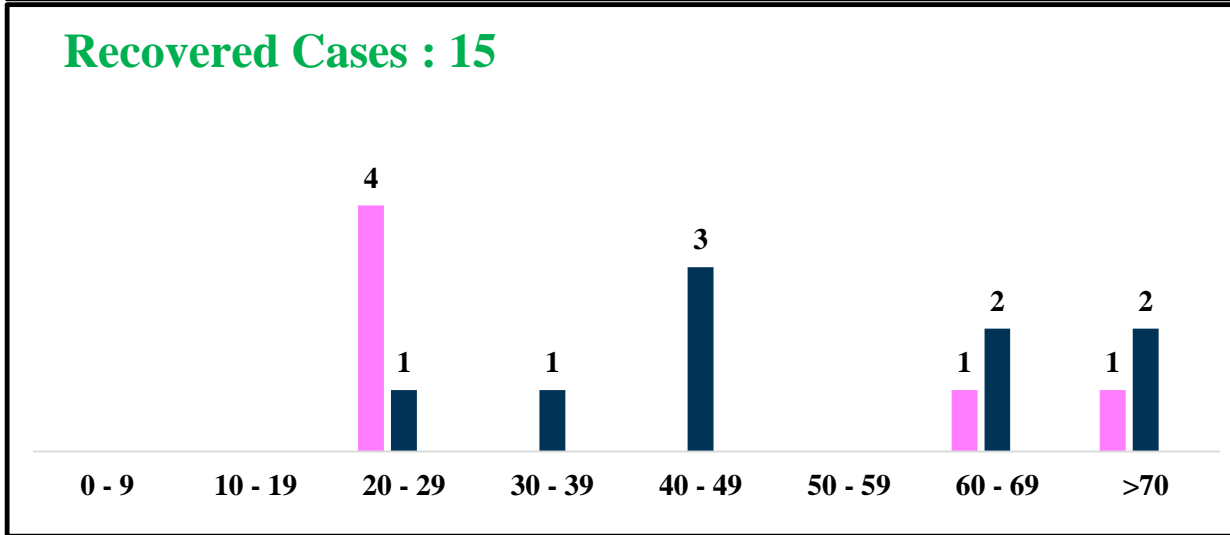
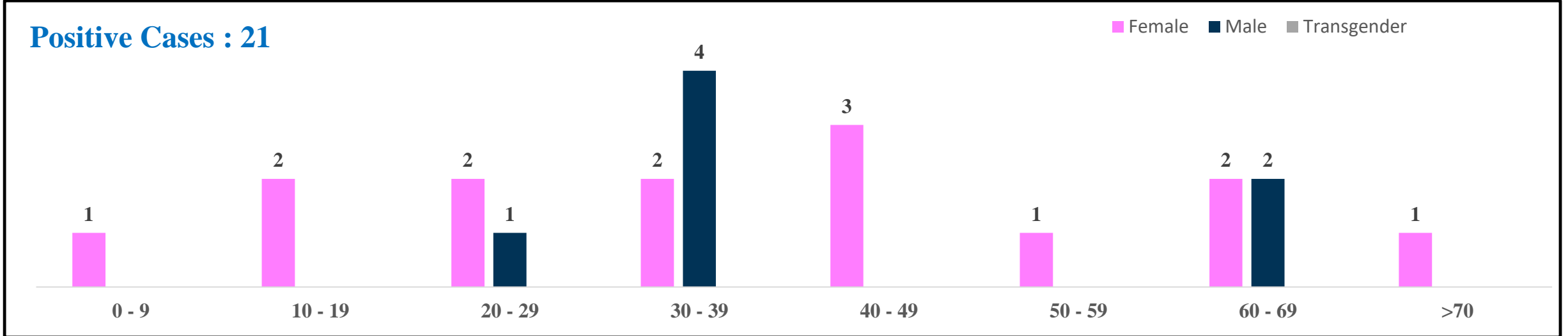


	MALE			FEMALE			TRANSGENDER			TOTAL		
	Last 24 Hours	Last 7 Days	Cumulative	Last 24 Hours	Last 7 Days	Cumulative	Last 24 Hours	Last 7 Days	Cumulative	Last 24 Hours	Last 7 Days	Cumulative
<b>Positive Cases</b>	7	42	11,11,917	14	58	7,74,605	0	0	196	21	100	18,86,718
<b>Recovered Cases</b>	9	55	10,99,553	6	57	7,68,973	0	0	187	15	112	18,69,656
<b>Death Cases</b>	0	0	10,769	0	0	6,227	0	0	4	0	0	17,000
<b>Total Tests Done</b>	<b>In Last 24 hrs. : 2,250</b>			<b>In last 7 days : 13,541</b>			<b>Cumulative : 3,24,17,278</b>					
<b>983</b>	<b>In Last 24 hrs. : 4</b>			<b>In last 7 days : 64</b>			<b>Cumulative : 2,07,00,620</b>					
<b>ACTIVE CASES</b>									<b>62</b>			

\*Covid deaths occurred today : 00 | Covid deaths occurred beyond last 24hrs., reported today : 00

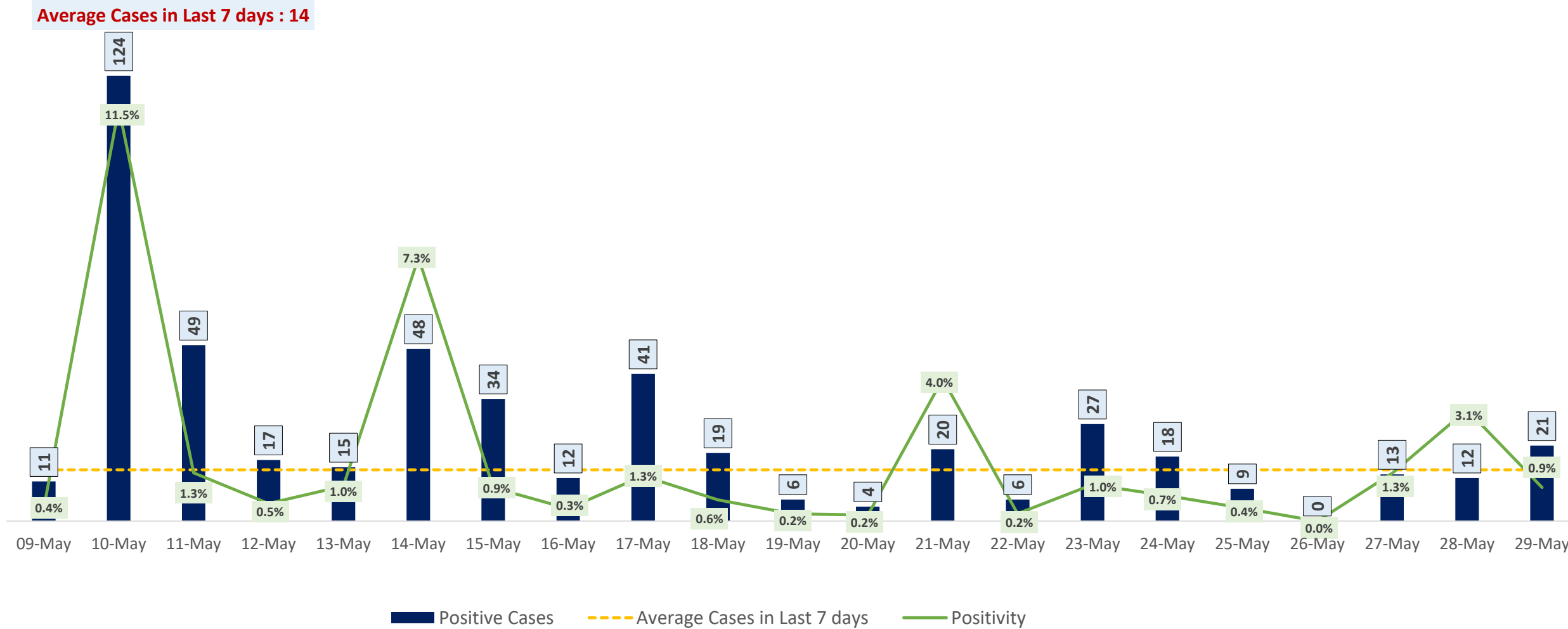


# LAST 24 HOURS AGE GROUP AND GENDER WISE DISTRIBUTION





# POSITIVITY RATE OF BENGALURU – LAST 21 DAYS

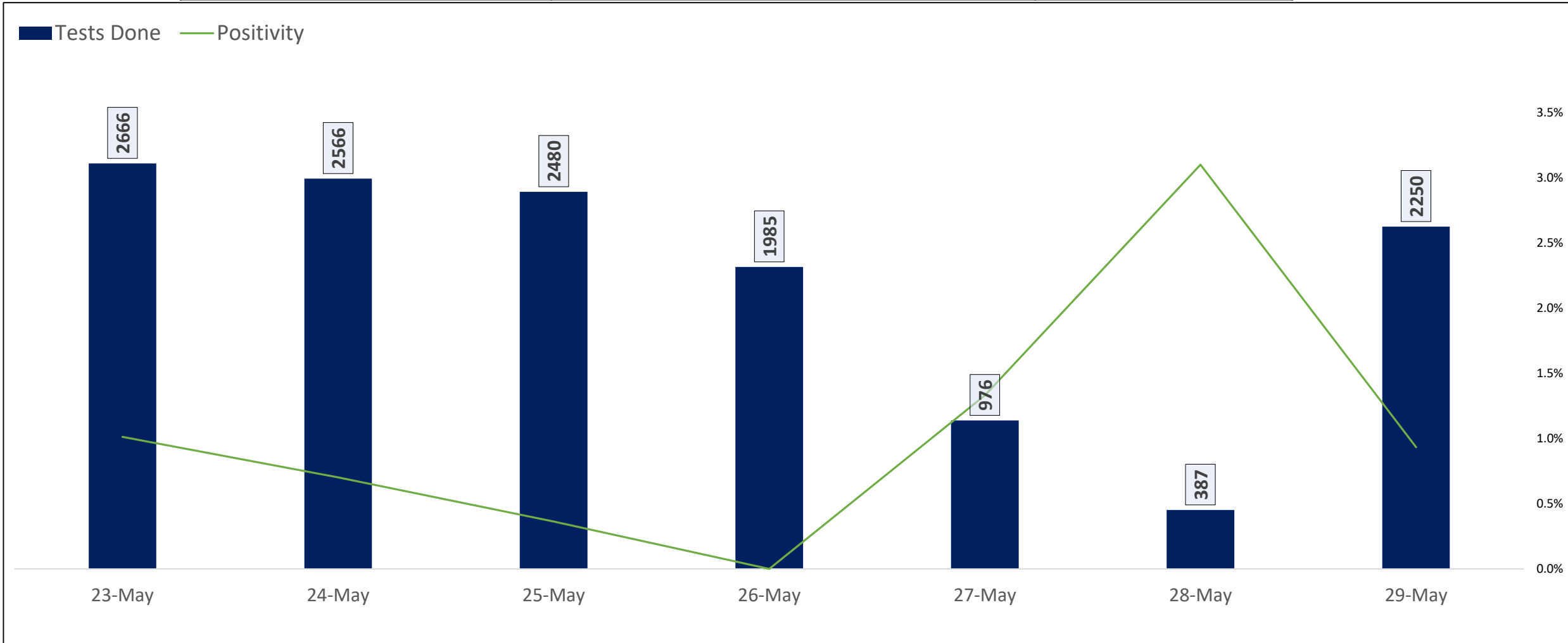




# TESTING TRENDS IN BENGALURU

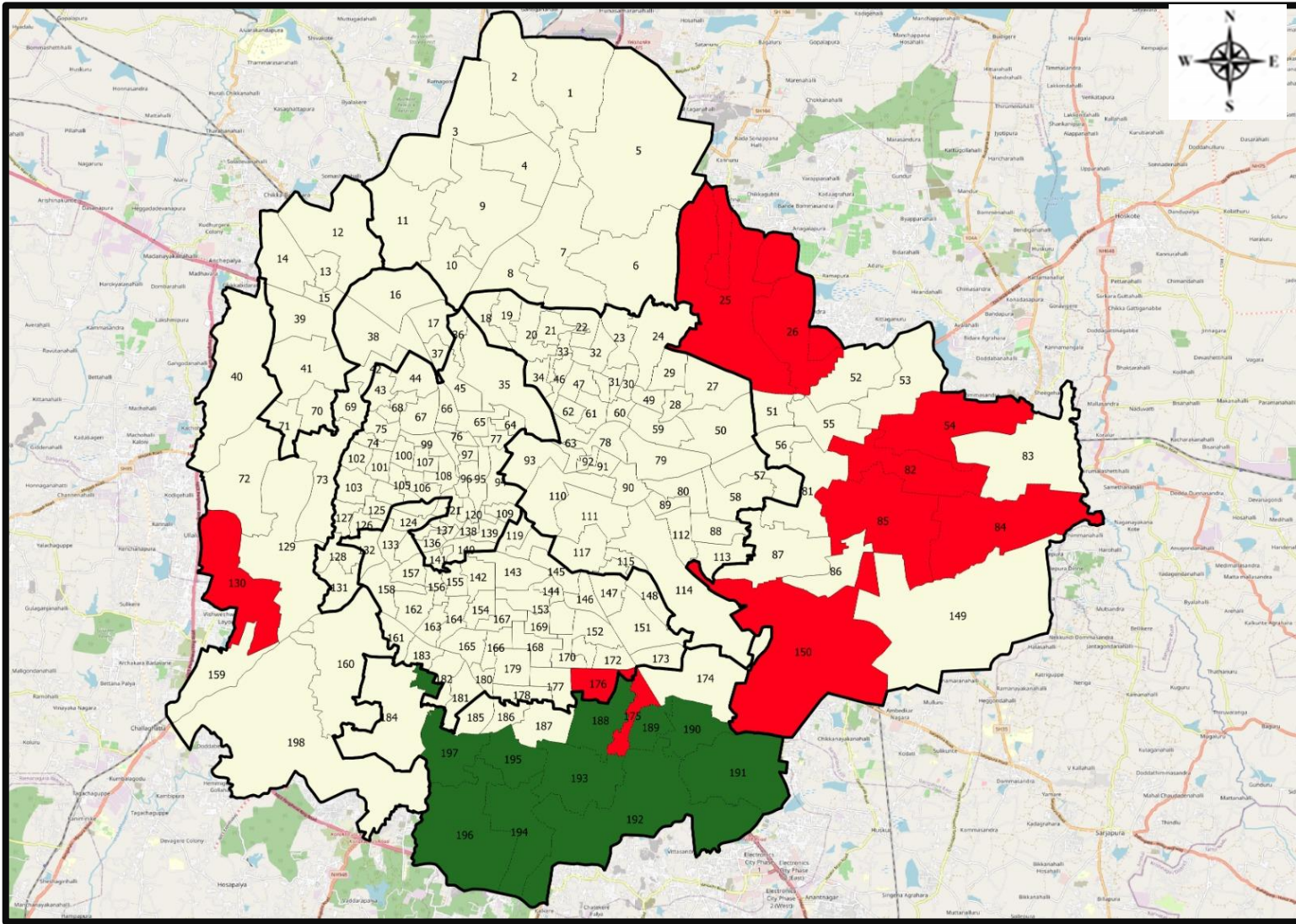


Total Test Conducted Till Date	Test Conducted Last 24 hours	Last 7 Days Average
3,24,17,278	2,250	1,934





# BENGALURU URBAN MAP SHOWING TREND OF POSITIVE CASES IN LAST 7 DAYS



## Top 10 wards reporting highest number of positive cases in last 10 days

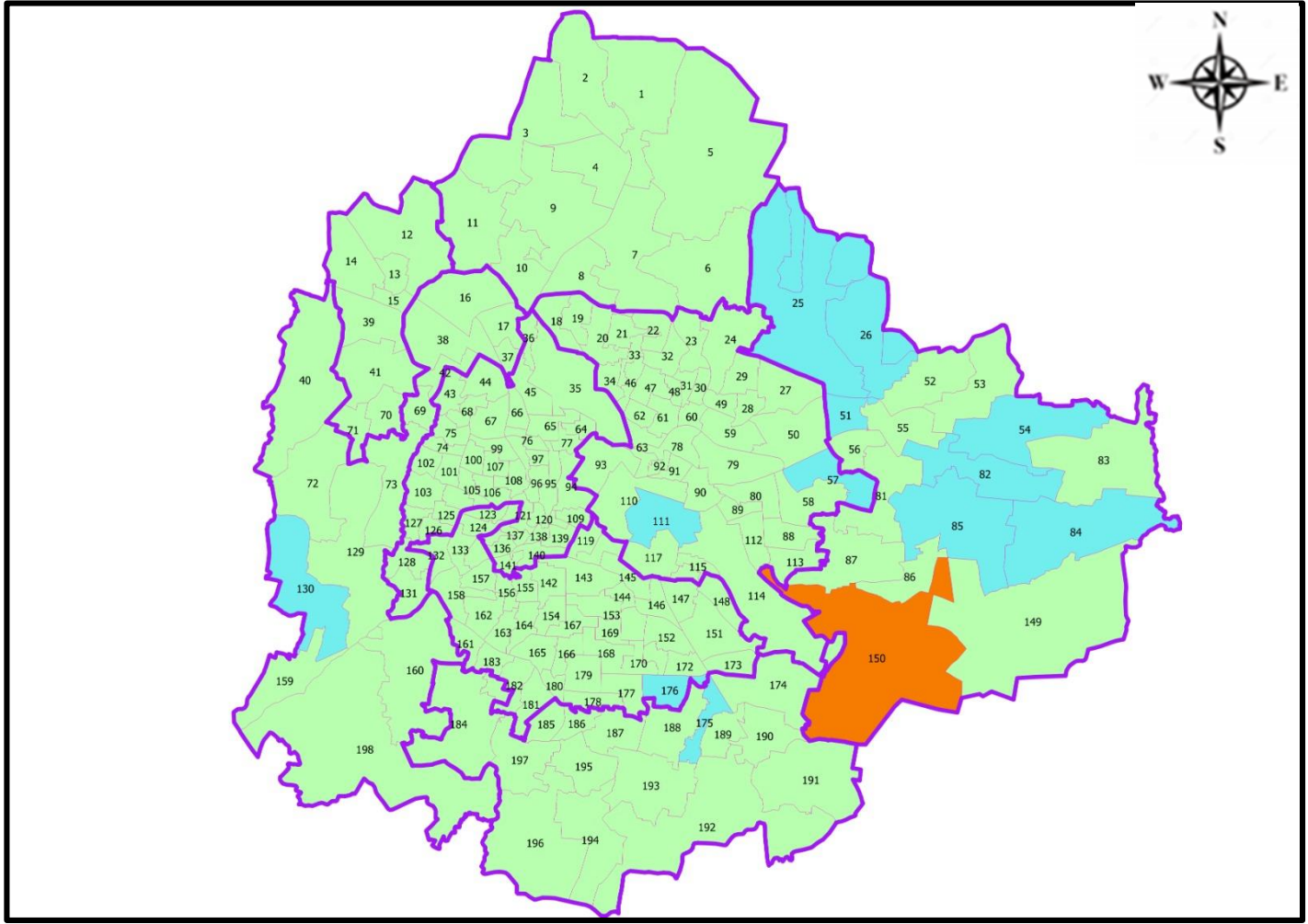
Ward No.	Ward Name	Daily Cases Average
150	Bellanduru	1
54	Hudi	1
82	Garudachar Palya	1
84	Hagadur	1
85	Dodda Nekkundi	1
130	Ullalu	1
175	Bommanahalli	1
176	B T M Layout	1
25	Horamavu	1
26	Ramamurthy Nagar	1







## Top 10 wards reporting least number of positive cases in last 7 days

Ward No.	Ward Name	Daily Cases Average
197	Vasanthpura	0
196	Anjanapura	0
195	Konanakunte	0
194	Gottigere	0
193	Arakere	0
192	Begur	0
191	Singasandra	0
190	Mangammanapalya	0
189	Hongasandra	0
188	Bilekhali	0



# BENGALURU MAP SHOWING INTENSITY OF POSITIVE CASES IN LAST 7 DAYS



-  **Level 1 : 0 to 1 Cases**
-  **Level 2 : 1 to 3 Cases**
-  **Level 3 : 3 to 5 Cases**
-  **Level 4 : 5 to 10 Cases**
-  **Level 5 : More than 10 Cases**
-  **Zone Boundaries**

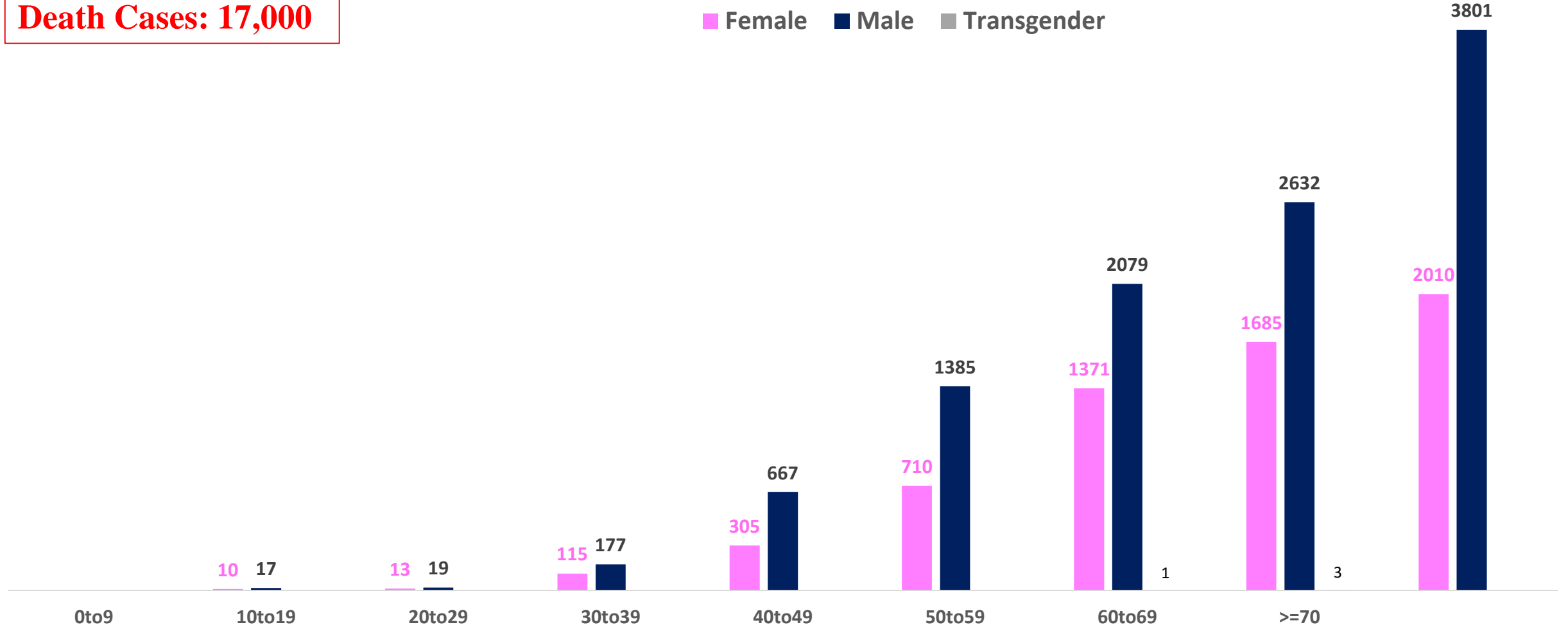




# AGE AND GENDER WISE DISTRIBUTION OF DEATH CASES



**Death Cases: 17,000**





# SNAPSHOT OF COVID-19 CASES IN BENGALURU URBAN



**Total Wards With  
< = 1 Cases\* :  
171**

**Tests Conducted  
on 29.05.2023:  
2,250**

**Recovery  
Rate\*:  
99.10%**

**Total  
Active Cases :  
62**

**Total Vaccinated  
on 29.05.2023:  
4**





**Positivity  
Rate\* :  
0.74%**

**Active  
Rate\*:  
0.00%**

**Case  
Fatality Rate\* :  
0.00%**

\*Total positive cases In the past 7 days

\*CFR and positivity is for Past 7 days

<b>Download BBMP Bulletin</b>	<a href="https://apps.bbmpgov.in/covid19/mediabulletin.php">https://apps.bbmpgov.in/covid19/mediabulletin.php</a>
<b>To register for vaccination :</b>	<a href="https://selfregistration.cowin.gov.in/">https://selfregistration.cowin.gov.in/</a>
<b>BBMP COVID19 Dashboard:</b>	<a href="https://apps.bbmpgov.in/covid19/">https://apps.bbmpgov.in/covid19/</a>
<b>Follow us on:</b>	 <a href="http://www.facebook.com/bbmp.comm1/">www.facebook.com/bbmp.comm1/</a>
	 <a href="https://twitter.com/BBMPCOMM">twitter.com/BBMPCOMM</a>
	  <a href="https://www.instagram.com/BBMPSplHealth">BBMPSplHealth</a>

Issued by:

Honorable Chief Commissioner, BBMP  
Special Commissioner Health, BBMP  
MD, Bengaluru Smart City Limited

**THANK YOU !**

